

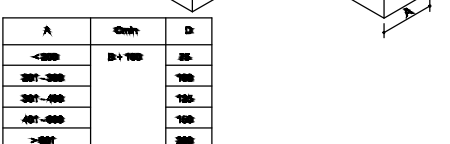
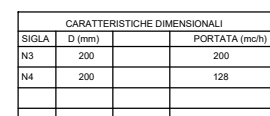
STATO FUTURO ESTRAZIONE FREDDA




STATO FUTURO ESTRAZIONE CALDA



## PARTICOLARI ESTRAZIONE ARIA CALDA



SUPPLEMENTARY FIGURE 3-1-13: 2014-15 BAY OF BURNIE  
 FISH TAGGING REPORT: 2014-15 BAY OF BURNIE  
 FISH TAGGING REPORT: 2014-15 BAY OF BURNIE

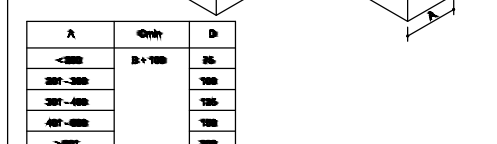


DESCRIZIONE NUOVO TRATTO DI CANALE N3-N4-N5	
- canale rettangolare di dimensioni 400x150 derivato dal nuovo canale passante nel sottocrocefitto del locale "Terapia" completo di griglia a servizio del locale "Filtro" e "WC" zona "Terapia" d	
portata	860 m³/h
velocità aria	3,1 m/s

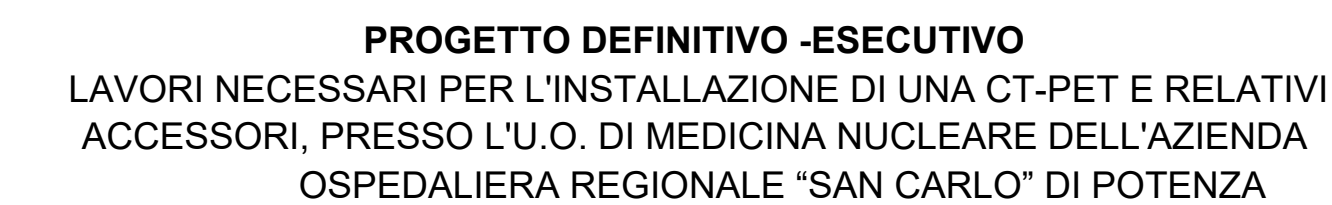

PARTICOLARE NUOVI TRATTI DI CANALE

The technical drawing shows two views of a cooling fan assembly. The left view is a front elevation showing a circular fan with a central hub and blades. Dimensions include a total width of 130, a central hole diameter of  $\phi 60$ , and a mounting flange thickness of 20. The right view is a side elevation showing the profile of the fan housing and blades. It includes dimensions for the overall height (96), the blade length (84), and the mounting bracket details.

Technical drawing of a window blind. It includes a cross-section labeled 'SEZIONE DA SINISTRA' and another labeled 'SEZIONE DA DESTRA'. A perspective view shows the blind with horizontal slats, with dimensions 'L' (length) and 'H' (height) indicated.

[illegible]

--	--	--	--	--



Protocollo Progetto	Delibera G. C. n°
Data .....	Data .....
n° .....	n° .....

azione progetto	nome file: nome file:
-----------------	--------------------------